

Loxahatchee River District Headworks

Sample collection date: **May 16, 2022**

SARS-CoV-2 virus in wastewater

DETECTED

Virus concentration
(copies per liter of sewage)

1,891,923

Effective* virus concentration
(copies per liter of sewage)

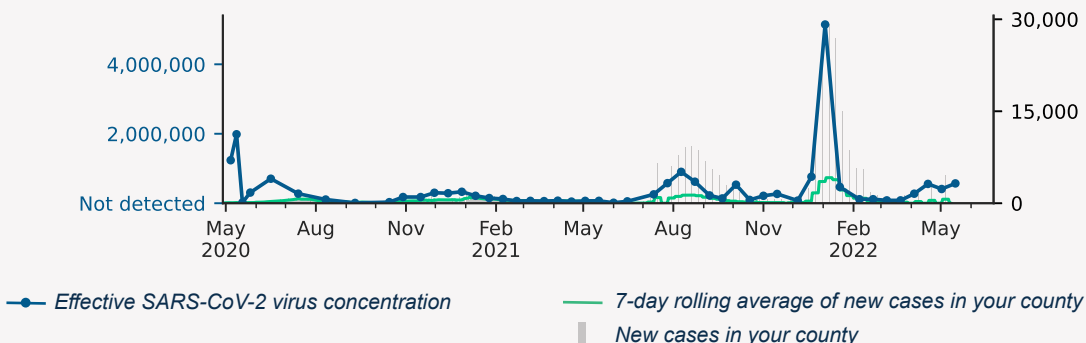
570,785

**Effective virus concentration value is derived by adjusting the raw virus concentration to account for dilution and other factors.*

Effective virus concentration over time

Effective SARS-CoV-2 virus
concentration (copies / L of sewage)

New cases in county
on sampling date



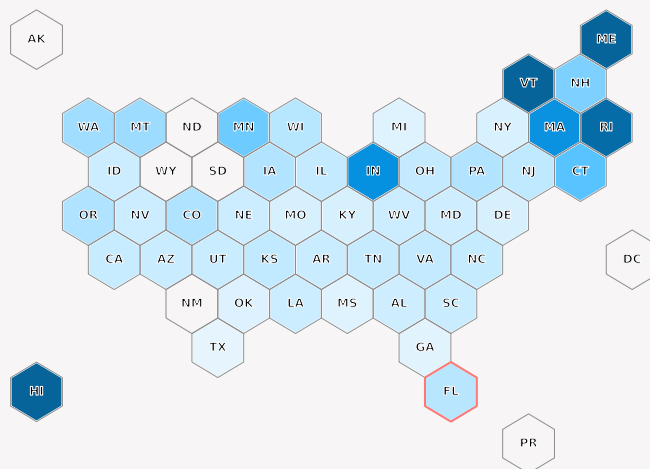
Overview of effective virus concentration levels

State-level mean of samples
(collected in the past 6 weeks)

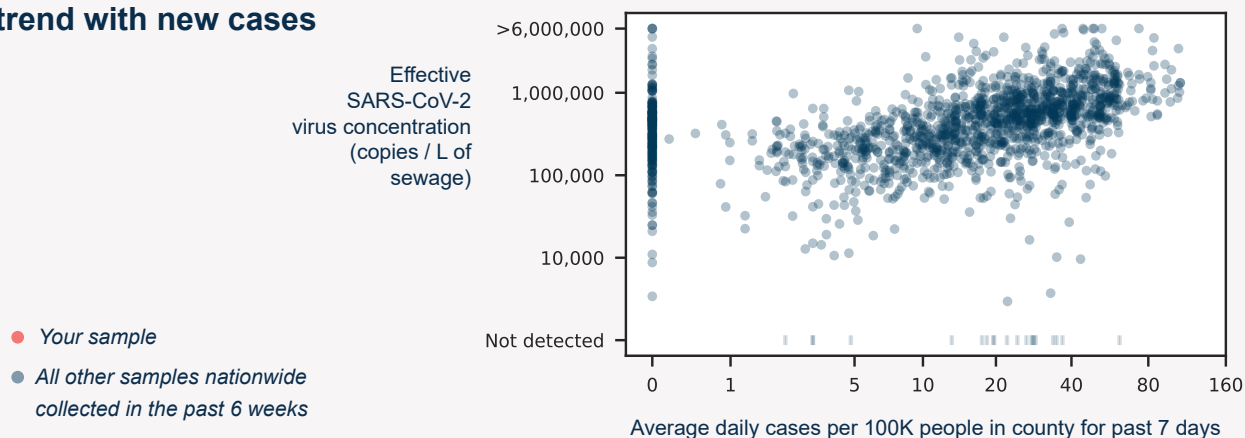
lower higher

Color indicates effective virus
concentration level

Your state outlined in red

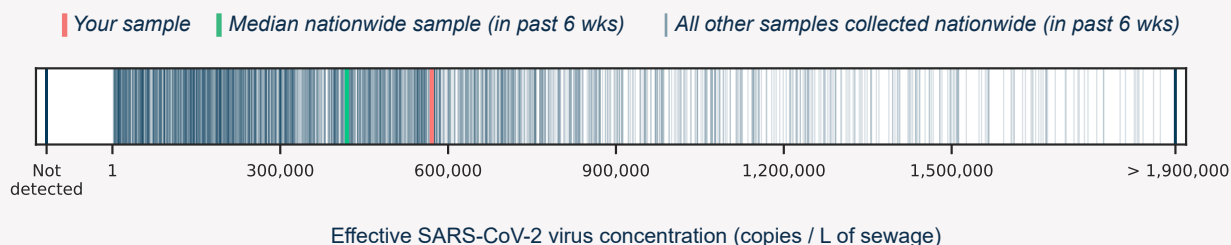


Effective virus concentrations trend with new cases



Effective virus concentrations in comparison

Your sample has higher concentration levels than **64%** of all quantifiable samples collected in the past six weeks.



Learn more about Biobot's protocols and methodology by visiting
<http://www.biobot.io/covid19-report-notes>