

# Loxahatchee River District Headworks

Sample collection date: **July 5, 2022**

## SARS-CoV-2 virus in wastewater

**DETECTED**

Virus concentration  
(copies per liter of sewage)

**1,934,528**

Effective\* virus concentration  
(copies per liter of sewage)

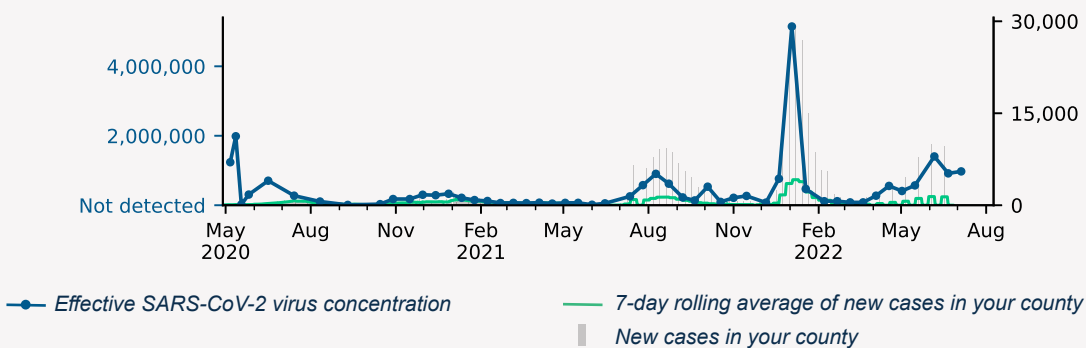
**974,096**

*\*Effective virus concentration value is derived by adjusting the raw virus concentration to account for dilution and other factors.*

## Effective virus concentration over time

Effective SARS-CoV-2 virus  
concentration (copies / L of sewage)

New cases in county  
on sampling date



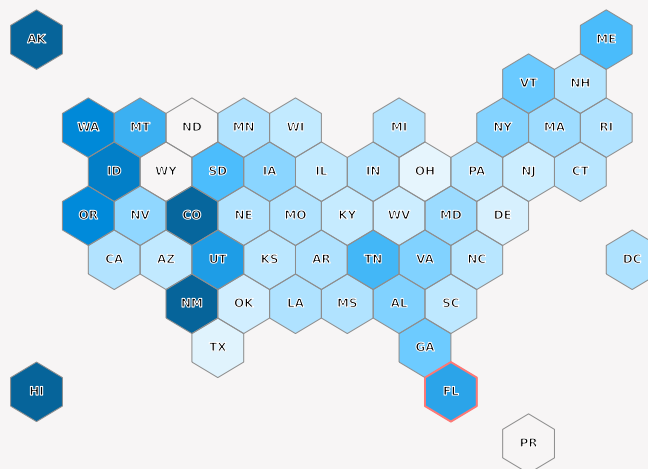
## Overview of effective virus concentration levels

State-level mean of samples  
(collected in the past 6 weeks)

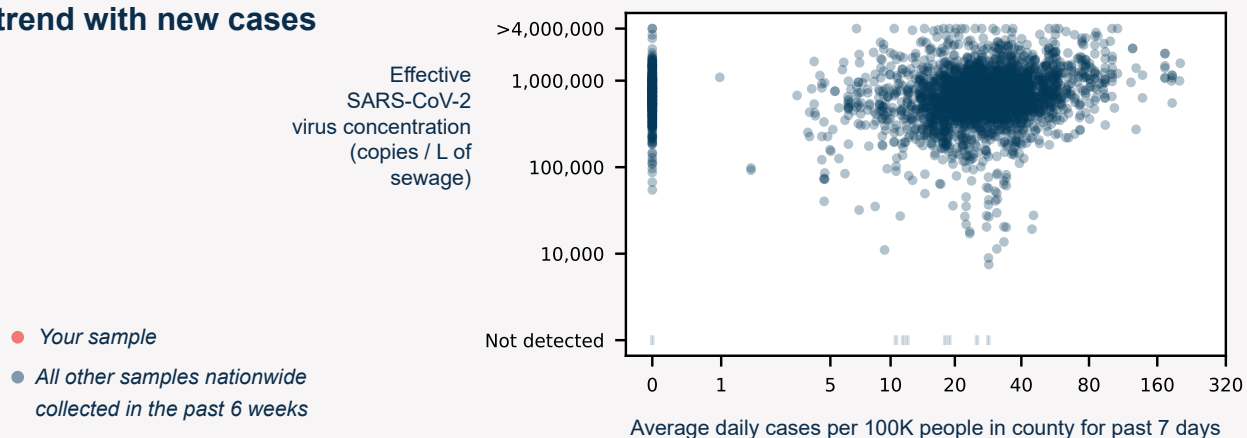
lower higher

Color indicates effective virus  
concentration level

Your state outlined in red

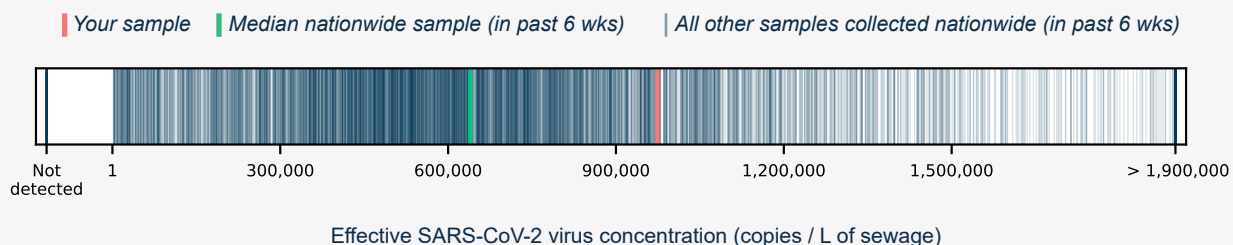


## Effective virus concentrations trend with new cases



## Effective virus concentrations in comparison

Your sample has higher concentration levels than **75%** of all quantifiable samples collected in the past six weeks.



Learn more about Biobot's protocols and methodology by visiting  
<http://www.biobot.io/covid19-report-notes>